



POLISHED RODS AND COUPLINGS

OPTIMIZE YOUR ROD STRING COMPLETION
FOR YOUR PCP OPERATIONS

keep it moving 



Polished Rods & Couplings are designed to handle the running torque and the entire axial load generated by the rod string weight up to the rotor situated downhole and the hydraulic pressure in operation.

» BENEFITS

- Transmit sufficient torque to drive PCP
- Handle the complete rod string load
- Ensure sealing with Drivehead sealing device
- Ensure Flush-By operation (thanks to Polished Rod longer than downhole Rotor)



Artificial Lift Solutions

► POLISHED ROD RANGE, MATERIAL GRADE, TORQUE

It is important to select a Polished rods that is longer than the total length of the rotor to facilitate Flush-By operations.

PCM polished rods are available in 1"1/4 and 1"1.2 dimension and in various lengths.

They are made of 4140 steel (also available in high strength steel)

POLISHED ROD SIZE	AVAILABLE LENGTH FT	ROAD TORQUE STANDARD (grade D AISI 4142)
1"1/4	11, 22, 26, 36, 44	2840 Nm / 2100 ft.lbs
1"1/2	22, 26, 34, 36, 44	4270 Nm / 3150ft.lbs

MATERIAL GRAD	GRADE 4140
Tensile	827-1030 Mpa
Yield	586 Mpa

► SUCKER ROD PIN

POLISHED ROD SIZE	PIN THREAD SIZE
1"1/4	API 1"3/16 (equivalent to SR 7/8")
1"1/2	API 1"3/16 (equivalent to SR 1")

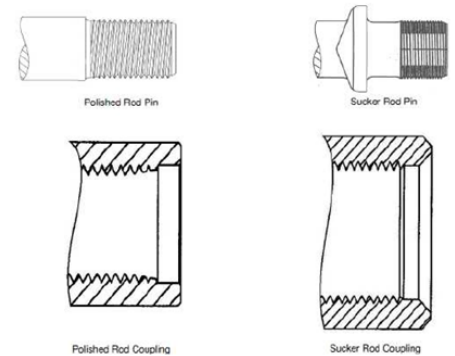
► COUPLINGS & TECHNICAL DATA

Polished Rod connections can only be connected to a sucker rod with a Polished Rod Couplings:

- Sucker Rod to Sucker Rod with coupling type CG100100AFPT (coupling for sucker rod 1" – 1")
- OR
- Polished Rod to Sucker Rod type with coupling CG100100PFPT (coupling for Polished Rod 1"1/2 – 1")

Due to the thread shape:

- Sucker Rod coupling cannot be mounted on Polished Rod
- Polished Rod coupling can be mounted on Sucker Rod



► LIST OF ITEMS

ITEM CODE	DESIGNATION	TOP ROD CONNECTION	BOTTOM ROD CONNECTION	POLISHED ROD COUPLINGS	OUTSIDE DIAMETER MM
CG078078PFPT	COUPLING 7/8 7/8 FS PR	7/8"	7/8"	for P. Rod 1"1/4 and SR 7/8"	46
CG078078PHPT	COUPLING 7/8 7/8 SH PR	7/8"	7/8"	for P. Rod 1"1/4 and SR 7/8"	41.3
CG100078PFPT	COUPLING 1 7/8 FS PR	1"	7/8"	for P. Rod 1"1/2 and SR 7/8" or P. Rod 1"1/4 and SR 1"	55.6
CG100100PHPT	COUPLING 1 1 SH PR	1"	1"	for P. Rod 1"1/2 and SR 1"	50.8
CG118100PFPT	COUPLING 1 1/8 1 FS PR	1"1/8	1"	for P.Rod 1"1/2 and SR 1"1/8	60.3