

### Heavy Lift

### PCM Moineau™ 9E1300

Performance	SI	US
Nominal displacement	0.09 m <sup>3</sup> /d/rpm	0.57 bpd/rpm
Pressure rating	130 bars / 13000 kPa	1900 psi
Pressure per cavity	5.4 bars / 540 kPa	80 psi
Number of engaged cavities	24	
Minimum/maximum speed	50/500 rpm, depending on application	
ISO 15136-1 compliance	V3/Q3 - Higher grade upon request	
Helix angle	35.0°	
Cavity flow area	600 mm <sup>2</sup>	0.93 in <sup>2</sup>

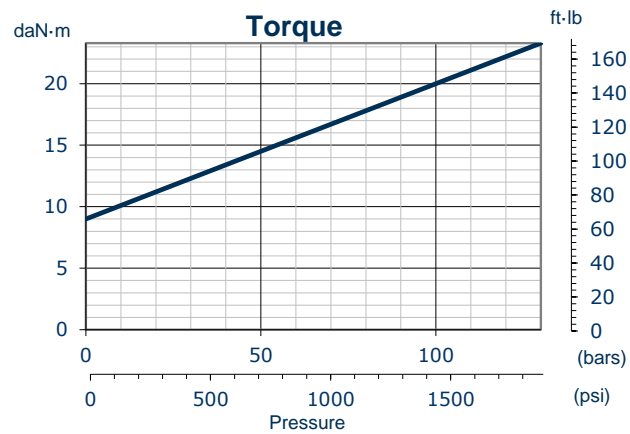
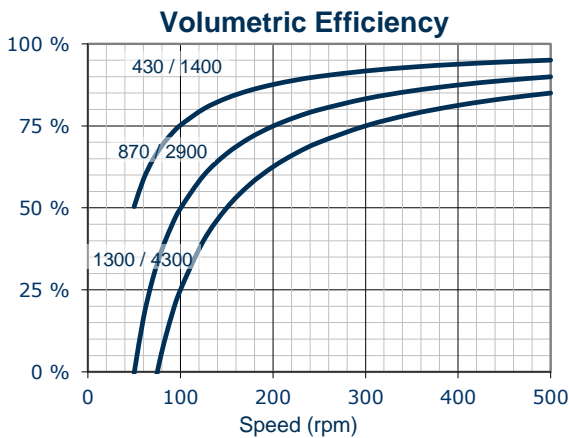
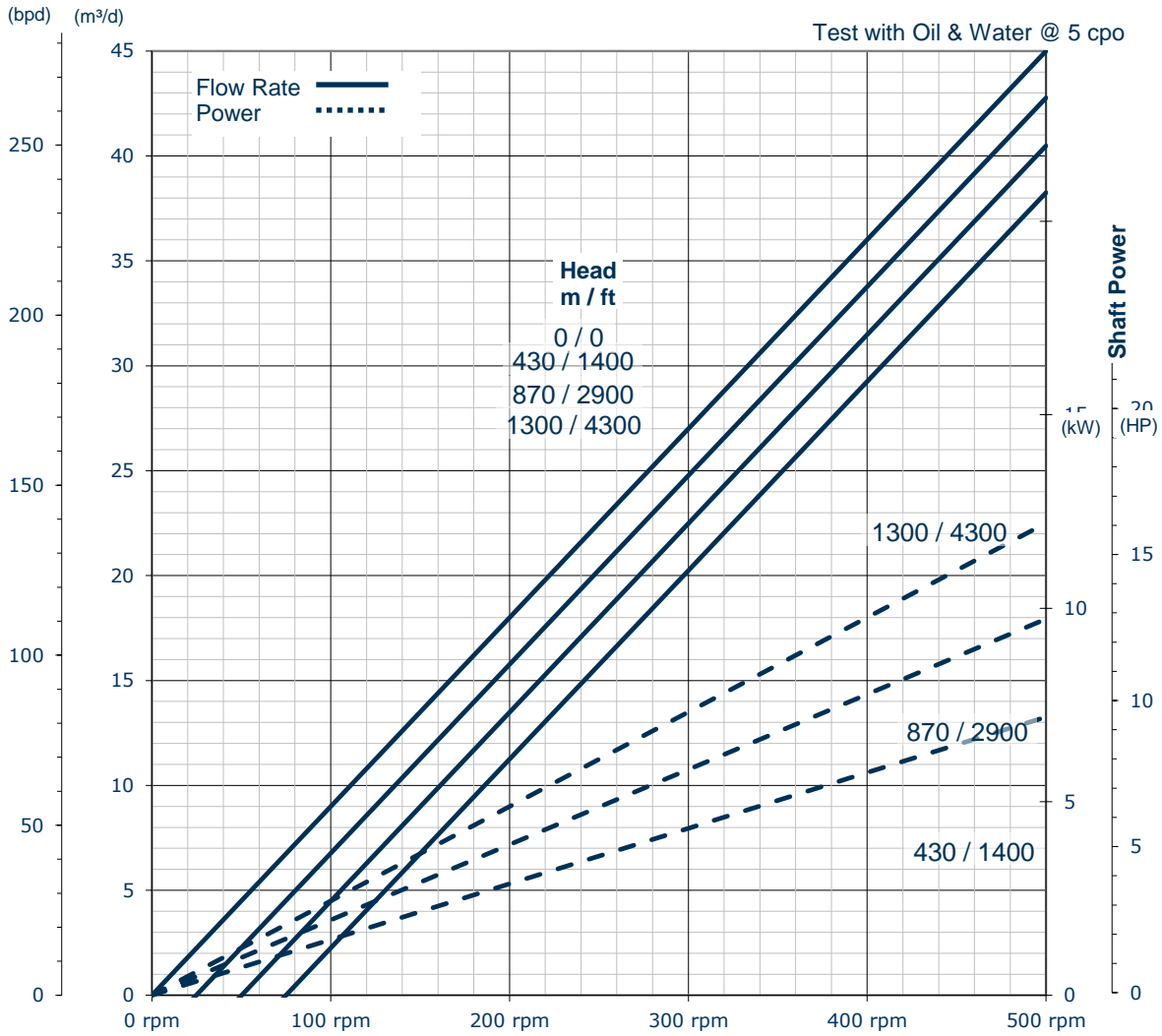
Stator Specifications	Standard		Flush	
	SI	US	SI	US
Top connection (API nominal size)	2 <sup>7</sup> / <sub>8</sub> " (73.0 mm) EUE Box		2 <sup>3</sup> / <sub>8</sub> " (60.3 mm) EUE Box	
Bottom connection (API nominal size)	2 <sup>7</sup> / <sub>8</sub> " (73.0 mm) EUE Pin		2 <sup>3</sup> / <sub>8</sub> " (60.3 mm) EUE Pin	
Body outside diameter	78.6 mm	3.09"	77.8 mm	3.06"
Maximum outside diameter	93.2 mm	3.67"	77.8 mm	3.06"
Maximum outside diameter if special clearance couplings are used	87.9 mm	3.46"	77.8 mm	3.06"
Length	3.09 m	10' 1.8"	5.14 m	16' 10.5"
Weight	39 kg	85 lb	54 kg	120 lb
Number of elements	1		1	
Top bushing or tag bar	Available		Available	
Notes			Includes 6.0 ft pup joint	

Rotor Specifications	SI	US
Top connection (nominal size)	7/8" (22.2 mm) API Pin	
Total length	3.36 m	11' 0.1"
Helix length	3.15 m	10' 3.8"
Weight	22 kg	49 lb
Minor diameter	30.0 mm	1.181"
Major diameter	40.0 mm	1.575"
Head diameter	44.0 mm	1.732"
Maximum OD with full size coupling	46.0 mm	1.812"
Maximum OD with slimhole coupling	44.0 mm	1.732"
Orbit diameter with full size coupling	56.0 mm	2.206"
Orbit diameter with slimhole coupling	54.0 mm	2.126"
Coating type	Chromium	
Coating thickness	Information upon request	
This pump is available as (optional):	<b>PCM Slugger</b>	
This pump is available with (optional):	Paddle rotor	



Completion Considerations
<i>Stator maximum OD must be less than casing drift diameter (some extra clearance is recommended)</i>
<i>Rotor maximum OD must be less than tubing drift diameter</i>
<i>Rotor orbit diameter must be less than pup joint drift diameter</i>

Contact your PCM representative for an operator's manual  
 Top and bottom stator connections can be customized as required (pin/pin, box/box, etc., or changes in size in some cases)  
 With a paddle rotor, the rotor length is extended by 600 mm (2 ft). Contact PCM for further details.  
 This is not a contractual document. PCM reserves the right to make changes at any time.



The flow rate chart is calculated using the validated displacement for this pump.

Revision Number 2-1-1 (2022/01/19)