

PCM Vulcain™ 400V800

Performance	SI	US
Nominal displacement	4.00 m ³ /d/rpm	25.16 bpd/rpm
Pressure rating	80 bars / 8000 kPa	1200 psi
Pressure per cavity	6.7 bars / 670 kPa	100 psi
Number of engaged cavities	12	
Minimum/maximum speed	50/400 rpm, depending on application	
ISO 15136-1 compliance	N/A	
Helix angle	68.8°	
Cavity flow area	3108 mm ²	4.82 in ²

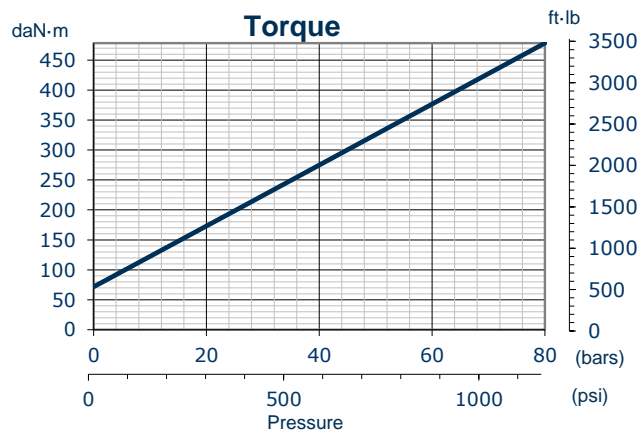
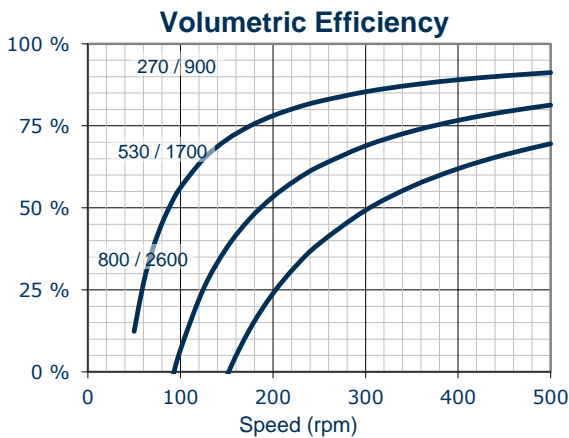
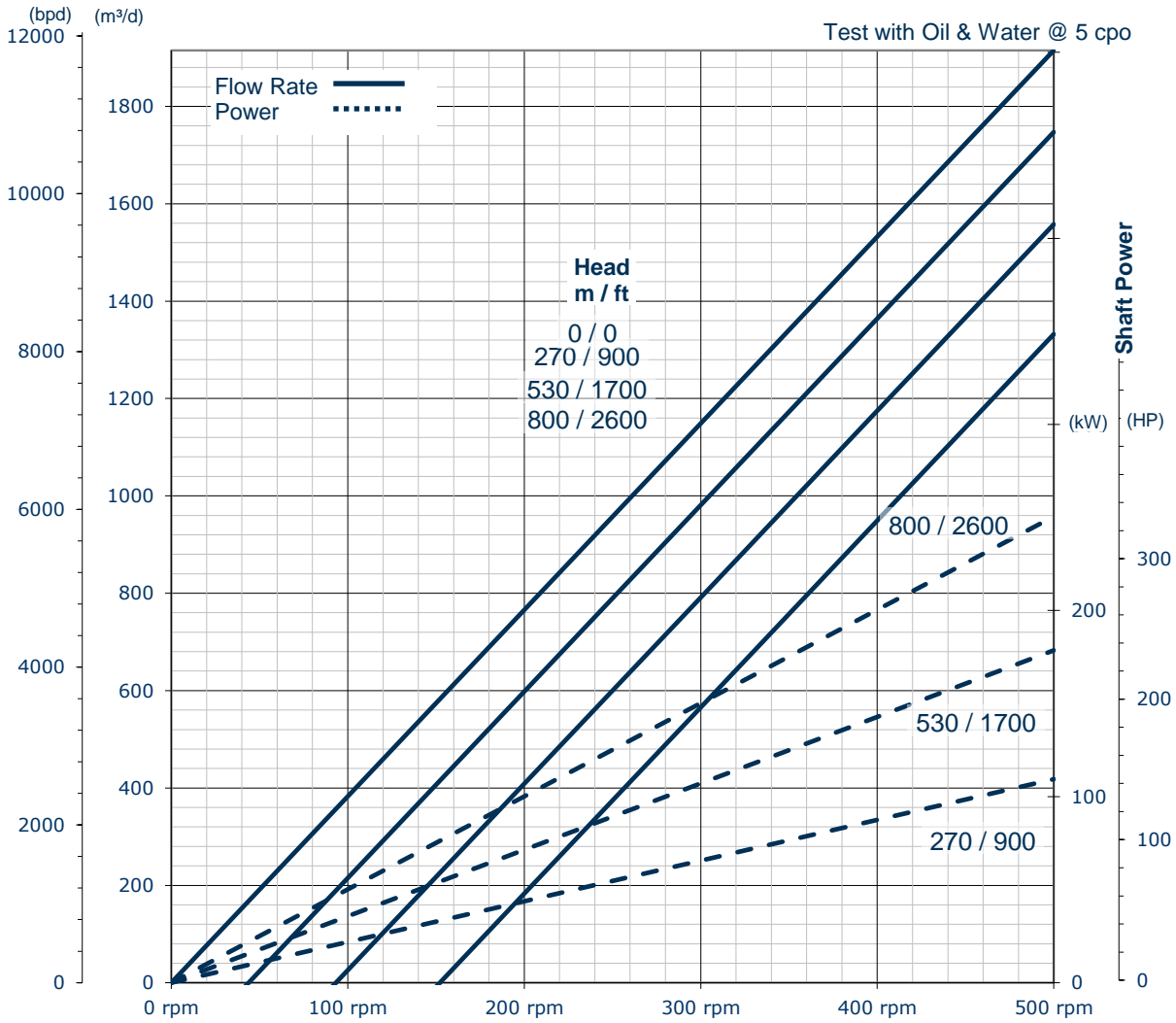
Stator Specifications	Standard	
	SI	US
Top connection (API nominal size)	5½" (139.7 mm) BTC Pin	
Bottom connection (API nominal size)	5½" (139.7 mm) BTC Pin	
Body outside diameter	150.0 mm	5.91"
Maximum outside diameter	153.7 mm	6.05"
Maximum outside diameter if special clearance couplings are used	150.0 mm	5.91"
Length	11.64 m	38' 2.1"
Weight	412 kg	908 lb
Number of elements	4	
Top bushing or tag bar	Available	
Notes		

Rotor Specifications	SI	US
	Top connection (nominal size)	1⅞" (28.6 mm) Mod. API Pin
Total length	12.20 m	40' 0.3"
Helix length	11.70 m	38' 4.6"
Weight	235 kg	518 lb
Minor diameter	55.3 mm	2.177"
Major diameter	83.4 mm	3.283"
Head diameter	57.5 mm	2.264"
Maximum OD with full size coupling	83.4 mm	3.283"
Maximum OD with slimhole coupling	83.4 mm	3.283"
Orbit diameter with full size coupling	111.5 mm	4.390"
Orbit diameter with slimhole coupling	111.5 mm	4.390"
Coating type	Chromium	
Coating thickness	Information upon request	



Completion Considerations
<i>Stator maximum OD must be less than casing drift diameter (some extra clearance is recommended)</i>
<i>Rotor maximum OD must be less than tubing drift diameter</i>
<i>Rotor orbit diameter must be less than pup joint drift diameter</i>

Contact your PCM representative for an operator's manual
 Top and bottom stator connections can be customized as required (pin/pin, box/box, etc., or changes in size in some cases)
 This is not a contractual document. PCM reserves the right to make changes at any time.



The flow rate chart is calculated using the validated displacement for this pump.

Revision Number 1-3-2 (2022/06/30)