

PCM Moineau™ 60E2400

Performance	SI	US
Nominal displacement	0.60 m ³ /d/rpm	3.77 bpd/rpm
Pressure rating	240 bars / 24000 kPa	3500 psi
Pressure per cavity	6.3 bars / 630 kPa	90 psi
Number of engaged cavities	38	
Minimum/maximum speed	50/500 rpm, depending on application	
ISO 15136-1 compliance	V3/Q3 - Higher grade upon request	
Helix angle	50.6°	
Cavity flow area	1444 mm ²	2.24 in ²

Stator Specifications	Standard		Flush		Slim	
	SI	US	SI	US	SI	US
Top connection (API nominal size)	4" (101.6 mm) NUE Pin		3½" (88.9 mm) EUE Box		3½" (88.9 mm) EUE Box	
Bottom connection (API nominal size)	4" (101.6 mm) NUE Pin		3½" (88.9 mm) EUE Pin		3½" (88.9 mm) EUE Pin	
Body outside diameter	109.0 mm	4.29"	109.0 mm	4.29"	101.0 mm	3.98"
Maximum outside diameter	120.7 mm	4.75"	114.3 mm	4.50"	114.3 mm	4.50"
Maximum outside diameter if special clearance couplings are used	N/A	N/A	109.0 mm	4.29"	106.2 mm	4.18"
Length	11.53 m	37' 9.8"	13.36 m	43' 9.8"	13.36 m	43' 9.8"
Weight	358 kg	789 lb	379 kg	836 lb	242 kg	533 lb
Number of elements	4		4		4	
Top bushing or tag bar	Available		Available		Available	
Notes			Includes 6.0 ft pup joint		Includes 6.0 ft pup joint	

Rotor Specifications	SI	US
Top connection (nominal size)	1½" (28.6 mm) API Pin	
Total length	12.21 m	40' 0.7"
Helix length	11.99 m	39' 4.0"
Weight	138 kg	304 lb
Minor diameter	38.0 mm	1.496"
Major diameter	57.0 mm	2.244"
Head diameter	57.5 mm	2.264"
Maximum OD with full size coupling	60.3 mm	2.375"
* Maximum OD with slimhole coupling	57.5-59.6 mm	2.264-2.346"
Orbit diameter with full size coupling	79.3 mm	3.123"
* Orbit diameter with slimhole coupling	76.5-78.6 mm	3.012-3.094"
Coating type	Chromium	
Coating thickness	Information upon request	
This pump is available as (optional):	PCM Slugger	
This pump is available with (optional):	Paddle rotor	



Completion Considerations
<i>Stator maximum OD must be less than casing drift diameter (some extra clearance is recommended)</i>
<i>Rotor maximum OD must be less than tubing drift diameter</i>
<i>Rotor orbit diameter must be less than pup joint drift diameter</i>

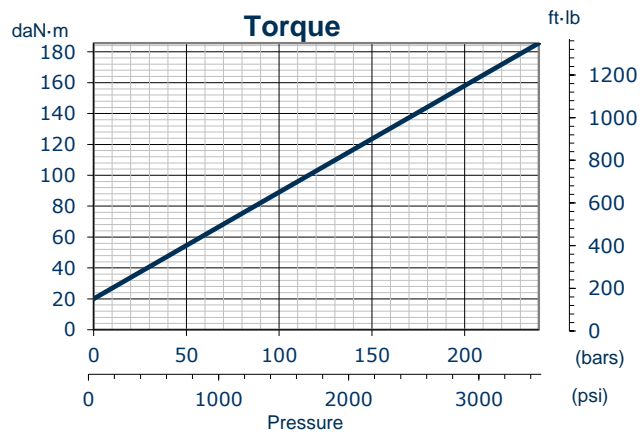
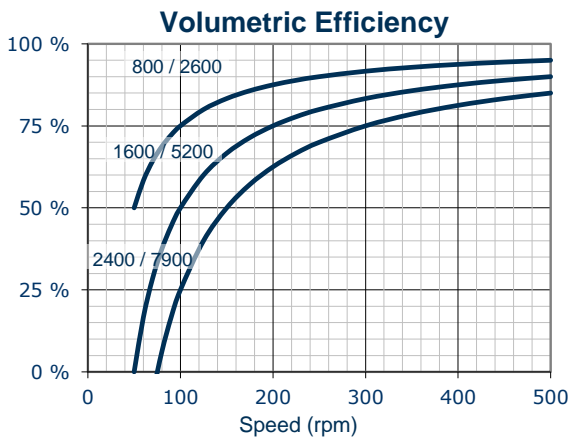
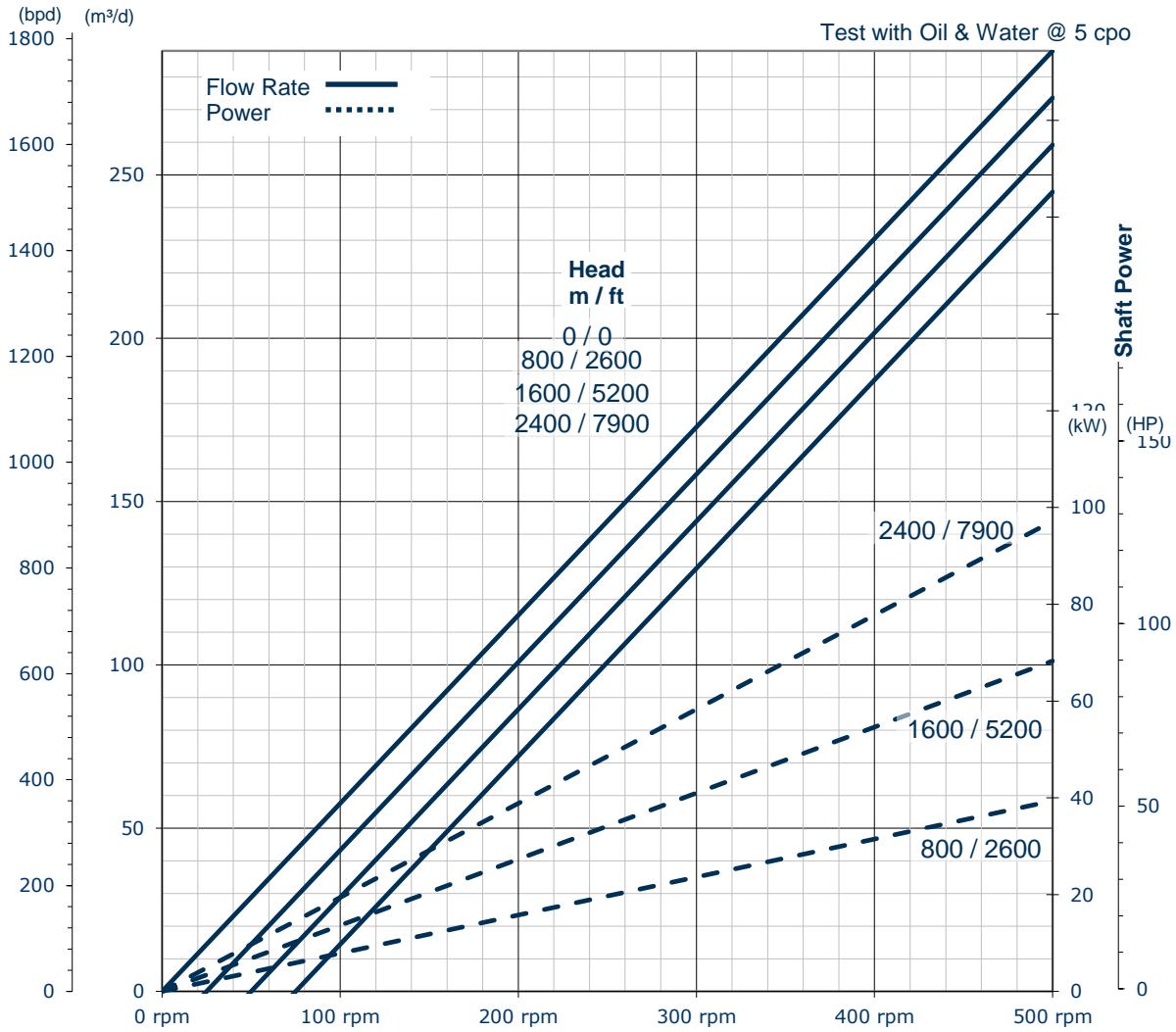
* Depending on rotor fit

Contact your PCM representative for an operator's manual

Top and bottom stator connections can be customized as required (pin/pin, box/box, etc., or changes in size in some cases)

With a paddle rotor, the rotor length is extended by 600 mm (2 ft). Contact PCM for further details.

This is not a contractual document. PCM reserves the right to make changes at any time.



The flow rate chart is calculated using the validated displacement for this pump.

Revision Number 1-1-1 (2022/01/19)