

PCM Moineau™ 40E2400

| Performance | SI | US |
|----------------------------|--------------------------------------|----------------------|
| Nominal displacement | 0.40 m ³ /d/rpm | 2.52 bpd/rpm |
| Pressure rating | 240 bars / 24000 kPa | 3500 psi |
| Pressure per cavity | 5.6 bars / 560 kPa | 80 psi |
| Number of engaged cavities | 43 | |
| Minimum/maximum speed | 50/500 rpm, depending on application | |
| ISO 15136-1 compliance | V3/Q3 - Higher grade upon request | |
| Helix angle | 49.9° | |
| Cavity flow area | 1120 mm ² | 1.74 in ² |

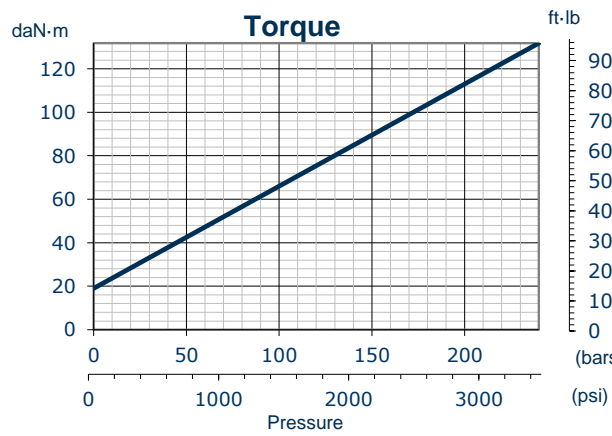
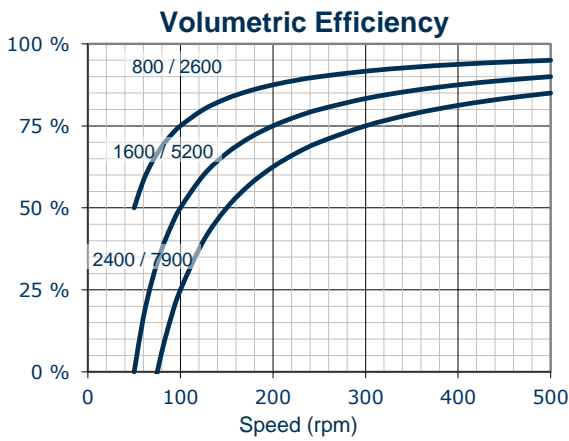
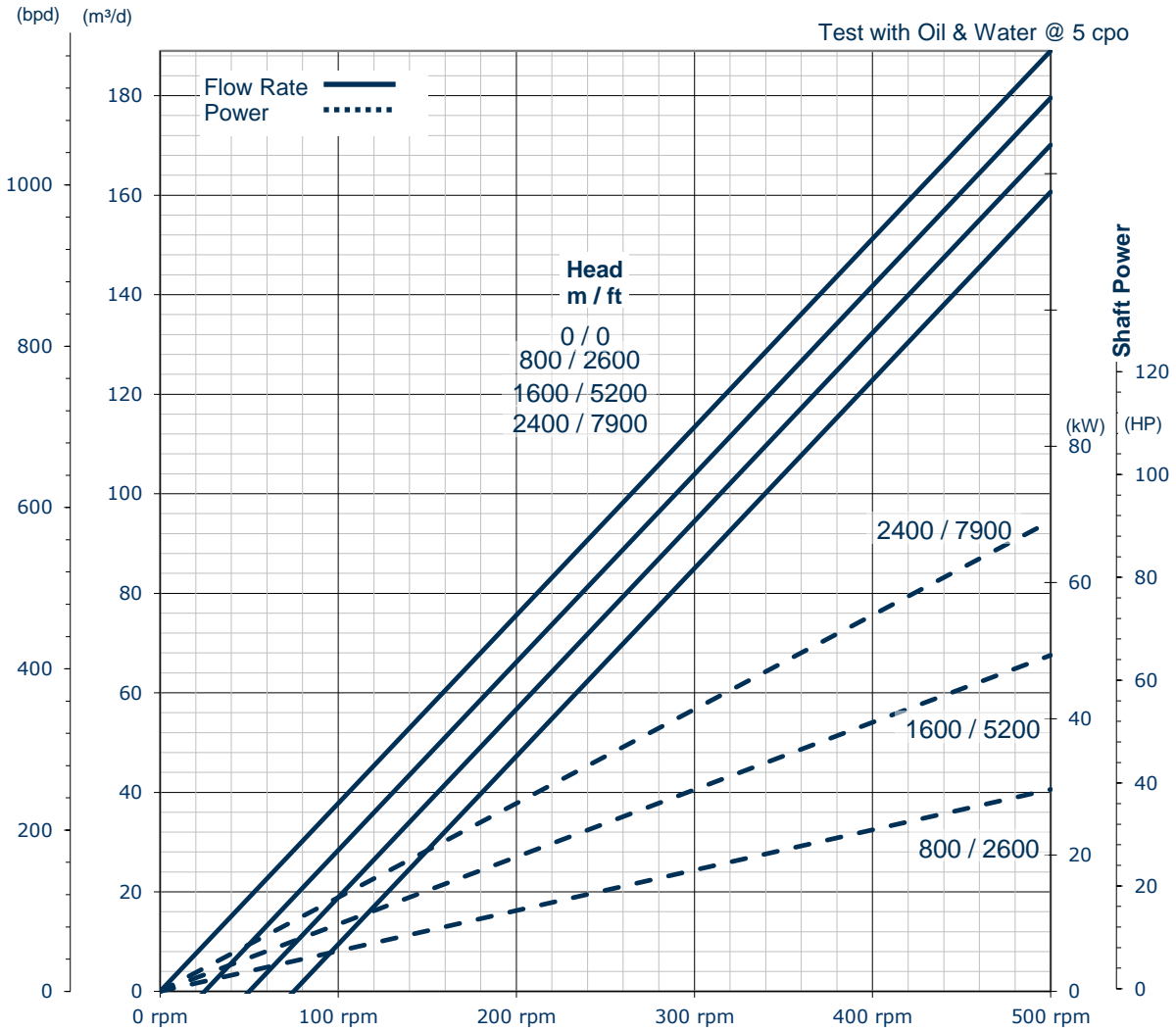
| Stator Specifications | Standard | | Flush | | Slim | |
|--|-----------------------|----------|---------------------------|----------|---------------------------|----------|
| | SI | US | SI | US | SI | US |
| Top connection (API nominal size) | 3½" (88.9 mm) EUE Pin | | 2⅞" (73.0 mm) EUE Box | | 2⅞" (73.0 mm) EUE Box | |
| Bottom connection (API nominal size) | 3½" (88.9 mm) EUE Pin | | 2⅞" (73.0 mm) EUE Pin | | 2⅞" (73.0 mm) EUE Pin | |
| Body outside diameter | 96.0 mm | 3.78" | 96.0 mm | 3.78" | 92.0 mm | 3.62" |
| Maximum outside diameter | 114.3 mm | 4.50" | 96.0 mm | 3.78" | 93.2 mm | 3.67" |
| Maximum outside diameter if special clearance couplings are used | 106.2 mm | 4.18" | 96.0 mm | 3.78" | 92.0 mm | 3.62" |
| Length | 11.01 m | 36' 1.3" | 12.84 m | 42' 1.4" | 12.84 m | 42' 1.4" |
| Weight | 260 kg | 573 lb | 279 kg | 616 lb | 220 kg | 485 lb |
| Number of elements | 4 | | 4 | | 4 | |
| Top bushing or tag bar | Available | | Available | | Available | |
| Notes | | | Includes 6.0 ft pup joint | | Includes 6.0 ft pup joint | |

| Rotor Specifications | SI | US |
|---|--------------------------|-----------|
| Top connection (nominal size) | 1½" (28.6 mm) API Pin | |
| Total length | 11.55 m | 37' 10.7" |
| Helix length | 11.33 m | 37' 2.1" |
| Weight | 88 kg | 194 lb |
| Minor diameter | 35.0 mm | 1.378" |
| Major diameter | 51.0 mm | 2.008" |
| Head diameter | 57.0 mm | 2.244" |
| Maximum OD with full size coupling | 60.3 mm | 2.375" |
| Maximum OD with slimhole coupling | 57.2 mm | 2.250" |
| Orbit diameter with full size coupling | 76.3 mm | 3.005" |
| Orbit diameter with slimhole coupling | 73.2 mm | 2.880" |
| Coating type | Chromium | |
| Coating thickness | Information upon request | |
| This pump is available as (optional): | PCM Slugger | |
| This pump is available with (optional): | Paddle rotor | |



| Completion Considerations |
|--|
| <i>Stator maximum OD must be less than casing drift diameter (some extra clearance is recommended)</i> |
| <i>Rotor maximum OD must be less than tubing drift diameter</i> |
| <i>Rotor orbit diameter must be less than pup joint drift diameter</i> |

Contact your PCM representative for an operator's manual
 Top and bottom stator connections can be customized as required (pin/pin, box/box, etc., or changes in size in some cases)
 With a paddle rotor, the rotor length is extended by 600 mm (2 ft). Contact PCM for further details.
 This is not a contractual document. PCM reserves the right to make changes at any time.



The flow rate chart is calculated using the validated displacement for this pump.

Revision Number 1-1-1 (2022/01/19)