

### PCM Moineau™ 40E1200

Performance	SI	US
Nominal displacement	0.40 m <sup>3</sup> /d/rpm	2.52 bpd/rpm
Pressure rating	120 bars / 12000 kPa	1700 psi
Pressure per cavity	5.7 bars / 570 kPa	80 psi
Number of engaged cavities	21	
Minimum/maximum speed	50/500 rpm, depending on application	
ISO 15136-1 compliance	V3/Q3 - Higher grade upon request	
Helix angle	49.9°	
Cavity flow area	1120 mm <sup>2</sup>	1.74 in <sup>2</sup>

Stator Specifications	Standard		Flush		Slim	
	SI	US	SI	US	SI	US
Top connection (API nominal size)	3½" (88.9 mm) EUE Pin		2⅞" (73.0 mm) EUE Box		2⅞" (73.0 mm) EUE Box	
Bottom connection (API nominal size)	3½" (88.9 mm) EUE Pin		2⅞" (73.0 mm) EUE Pin		2⅞" (73.0 mm) EUE Pin	
Body outside diameter	96.0 mm	3.78"	96.0 mm	3.78"	92.0 mm	3.62"
Maximum outside diameter	114.3 mm	4.50"	96.0 mm	3.78"	93.2 mm	3.67"
Maximum outside diameter if special clearance couplings are used	106.2 mm	4.18"	96.0 mm	3.78"	92.0 mm	3.62"
Length	5.50 m	18' 0.6"	7.33 m	24' 0.7"	7.33 m	24' 0.7"
Weight	130 kg	287 lb	149 kg	329 lb	115 kg	254 lb
Number of elements	2		2		2	
Top bushing or tag bar	Available		Available		Available	
Notes			Includes 6.0 ft pup joint		Includes 6.0 ft pup joint	

Rotor Specifications	SI	US
Top connection (nominal size)	1" (25.4 mm) API Pin	
Total length	6.00 m	19' 8.2"
Helix length	5.78 m	18' 11.6"
Weight	40 kg	88 lb
Minor diameter	35.0 mm	1.378"
Major diameter	51.0 mm	2.008"
Head diameter	51.0 mm	2.008"
Maximum OD with full size coupling	55.6 mm	2.189"
* Maximum OD with slimhole coupling	51.0-52.2 mm	2.008-2.056"
Orbit diameter with full size coupling	71.6 mm	2.819"
* Orbit diameter with slimhole coupling	67.0-68.2 mm	2.638-2.686"
Coating type	Chromium	
Coating thickness	Information upon request	
This pump is available as (optional):	<b>PCM Slugger</b>	
This pump is available with (optional):	Paddle rotor	



Completion Considerations
<i>Stator maximum OD must be less than casing drift diameter (some extra clearance is recommended)</i>
<i>Rotor maximum OD must be less than tubing drift diameter</i>
<i>Rotor orbit diameter must be less than pup joint drift diameter</i>

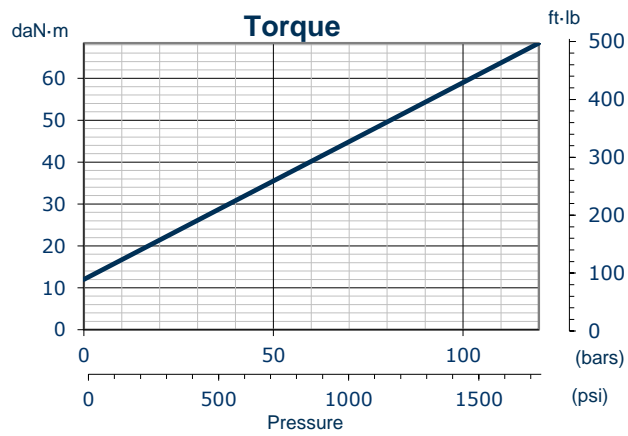
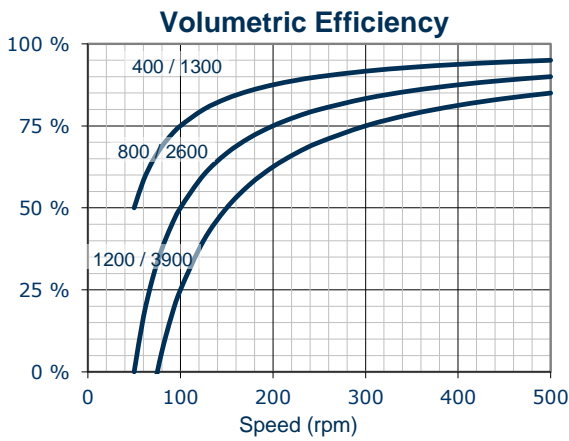
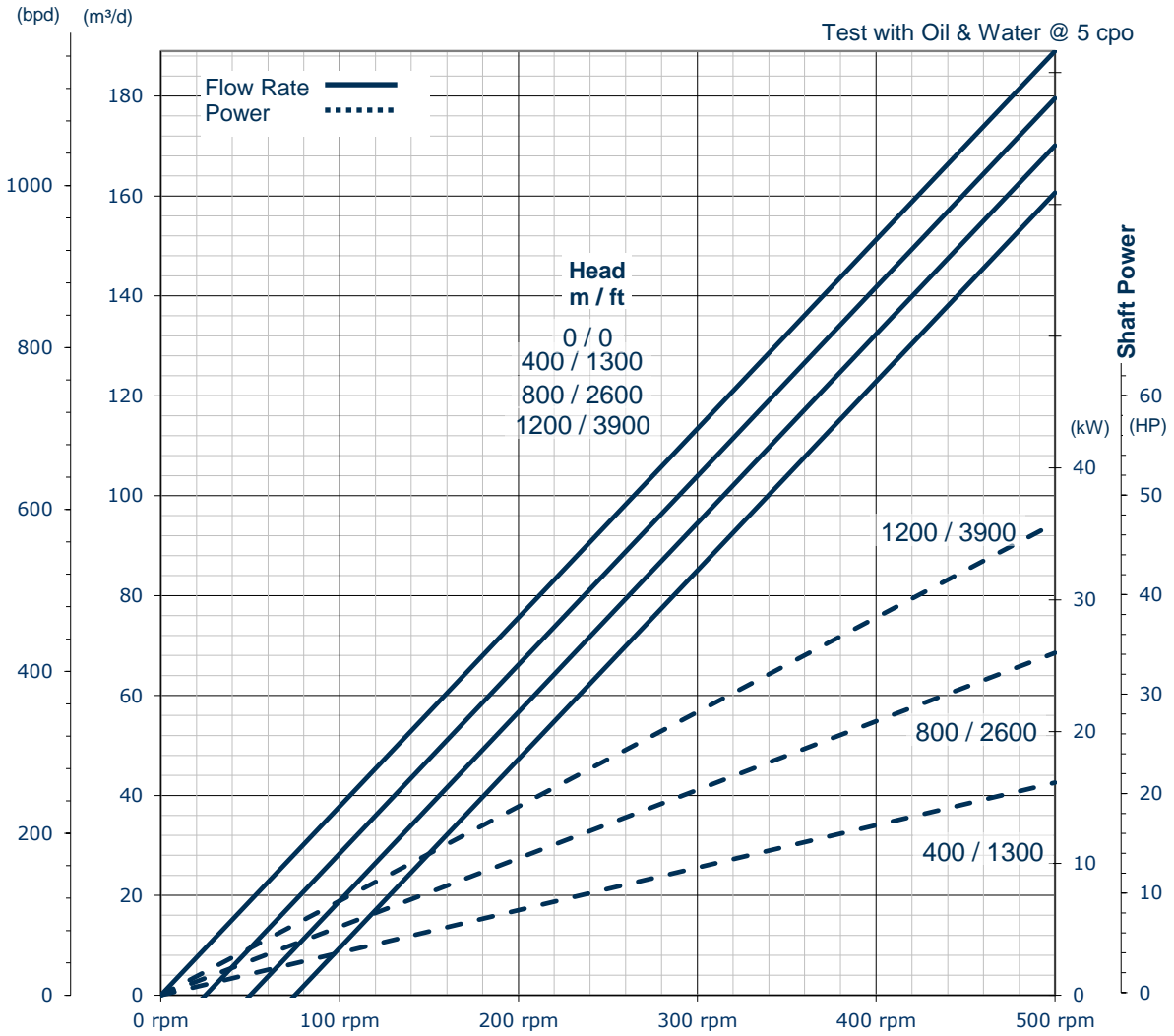
\* Depending on rotor fit

Contact your PCM representative for an operator's manual

Top and bottom stator connections can be customized as required (pin/pin, box/box, etc., or changes in size in some cases)

With a paddle rotor, the rotor length is extended by 600 mm (2 ft). Contact PCM for further details.

This is not a contractual document. PCM reserves the right to make changes at any time.



The flow rate chart is calculated using the validated displacement for this pump.

Revision Number 1-1-1 (2022/01/19)