

PCM Moineau™ 22E1800

Performance	SI	US
Nominal displacement	0.22 m ³ /d/rpm	1.38 bpd/rpm
Pressure rating	180 bars / 18000 kPa	2600 psi
Pressure per cavity	4.5 bars / 450 kPa	70 psi
Number of engaged cavities	40	
Minimum/maximum speed	50/500 rpm, depending on application	
ISO 15136-1 compliance	V3/Q3 - Higher grade upon request	
Helix angle	46.7°	
Cavity flow area	812 mm ²	1.26 in ²

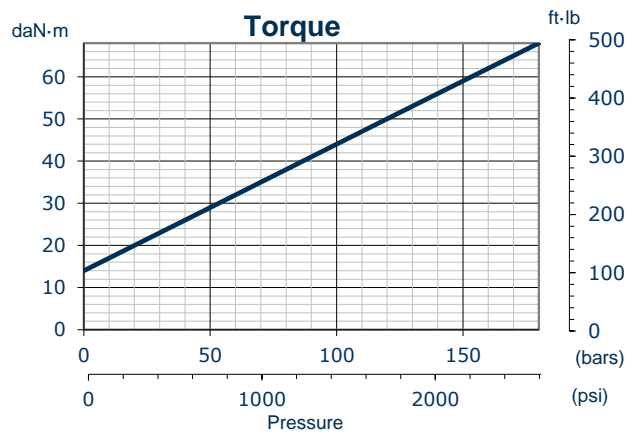
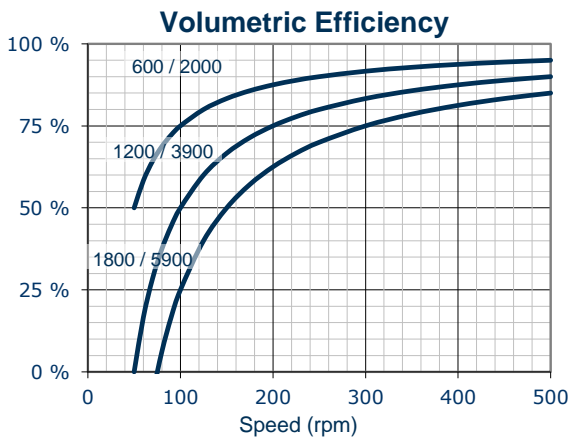
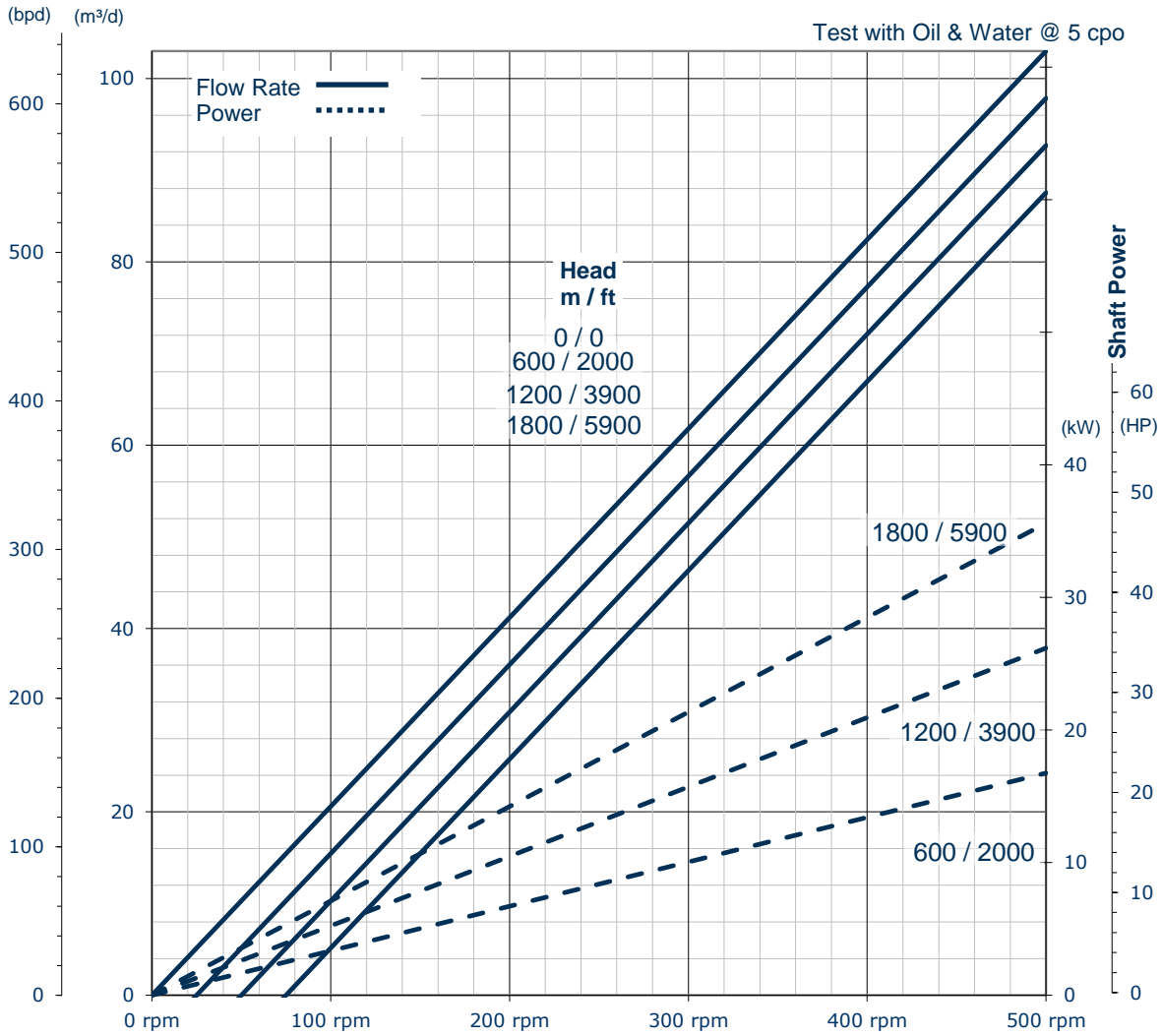
Stator Specifications	Standard		Flush	
	SI	US	SI	US
Top connection (API nominal size)	2 ⁷ / ₈ " (73.0 mm) EUE Pin		2 ³ / ₈ " (60.3 mm) EUE Box	
Bottom connection (API nominal size)	2 ⁷ / ₈ " (73.0 mm) EUE Pin		2 ³ / ₈ " (60.3 mm) EUE Pin	
Body outside diameter	86.0 mm	3.39"		
Maximum outside diameter	93.2 mm	3.67"	77.8 mm	3.06"
Maximum outside diameter if special clearance couplings are used	87.9 mm	3.46"	73.9 mm	2.91"
Length	7.83 m	25' 8.4"	9.66 m	31' 8.5"
Weight	210 kg	463 lb	226 kg	498 lb
Number of elements	3		3	
Top bushing or tag bar	Available		Available	
Notes			Includes 6.0 ft pup joint	

Rotor Specifications	SI	US
Top connection (nominal size)	1" (25.4 mm) API Pin	
Total length	8.35 m	27' 4.7"
Helix length	8.13 m	26' 8.1"
Weight	42 kg	93 lb
Minor diameter	29.0 mm	1.142"
Major diameter	43.0 mm	1.693"
Head diameter	50.0 mm	1.969"
Maximum OD with full size coupling	55.6 mm	2.189"
Maximum OD with slimhole coupling	50.8 mm	2.000"
Orbit diameter with full size coupling	69.6 mm	2.740"
Orbit diameter with slimhole coupling	64.8 mm	2.551"
Coating type	Chromium	
Coating thickness	Information upon request	
This pump is available as (optional):	PCM Slugger	
This pump is available with (optional):	Paddle rotor	



Completion Considerations
<i>Stator maximum OD must be less than casing drift diameter (some extra clearance is recommended)</i>
<i>Rotor maximum OD must be less than tubing drift diameter</i>
<i>Rotor orbit diameter must be less than pup joint drift diameter</i>

Contact your PCM representative for an operator's manual
 Top and bottom stator connections can be customized as required (pin/pin, box/box, etc., or changes in size in some cases)
 With a paddle rotor, the rotor length is extended by 600 mm (2 ft). Contact PCM for further details.
 This is not a contractual document. PCM reserves the right to make changes at any time.



The flow rate chart is calculated using the validated displacement for this pump.

Revision Number 1-1-1 (2022/01/19)