

PCM Moineau™ 16E1600

Performance	SI	US
Nominal displacement	0.16 m ³ /d/rpm	1.01 bpd/rpm
Pressure rating	160 bars / 16000 kPa	2300 psi
Pressure per cavity	6.7 bars / 670 kPa	100 psi
Number of engaged cavities	24	
Minimum/maximum speed	50/500 rpm, depending on application	
ISO 15136-1 compliance	V3/Q3 - Higher grade upon request	
Helix angle	63.1°	
Cavity flow area	408 mm ²	0.63 in ²

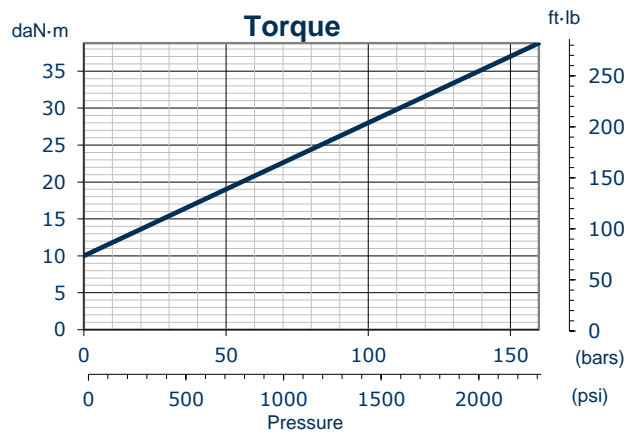
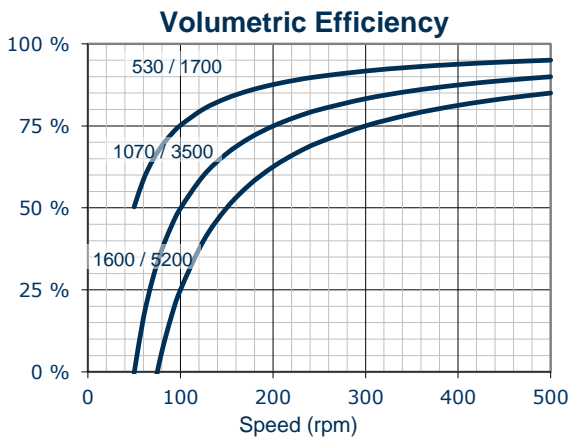
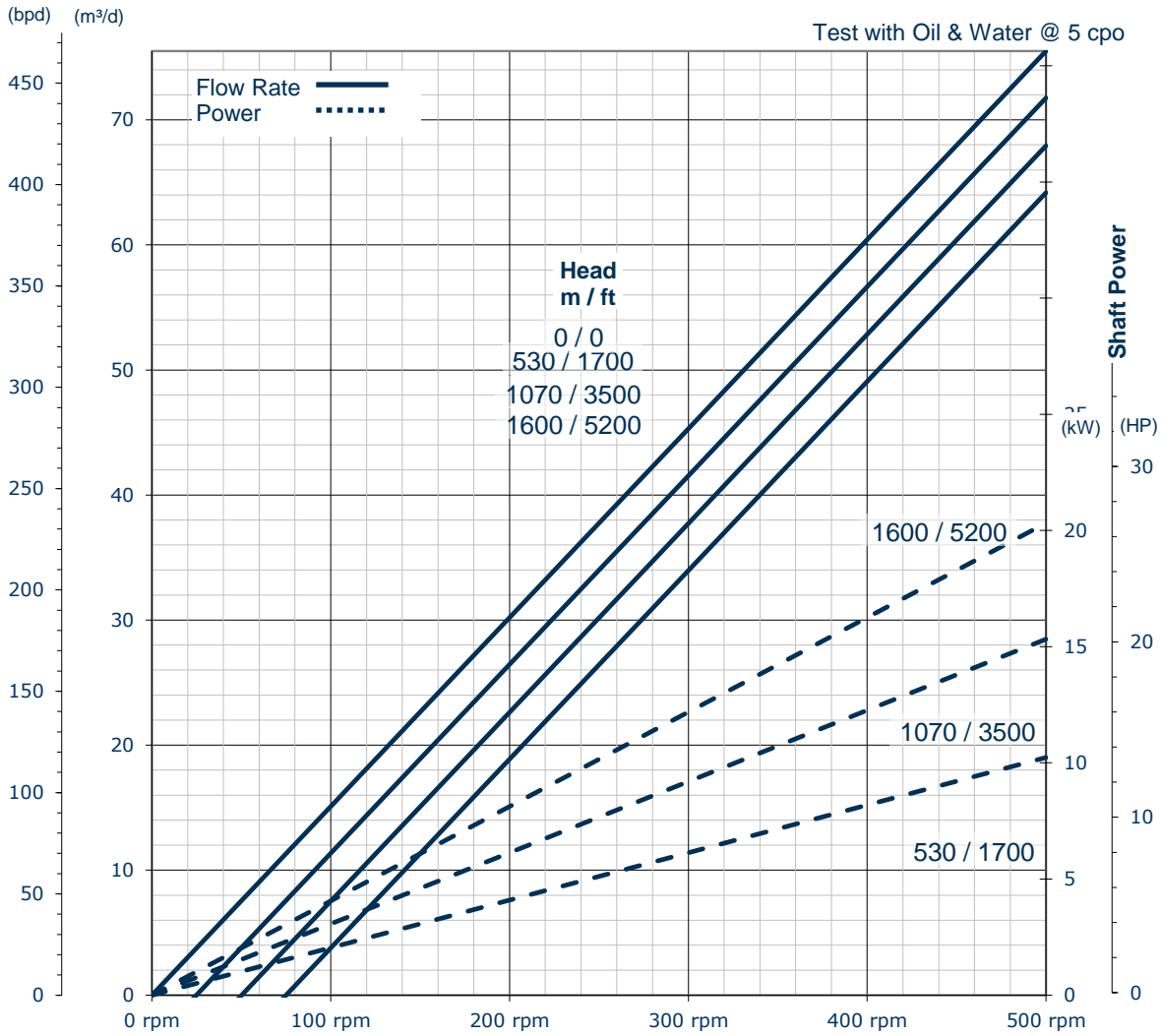
Stator Specifications	Standard		Flush		Slim	
	SI	US	SI	US	SI	US
Top connection (API nominal size)	2 3/8" (60.3 mm) EUE Pin		2 3/8" (60.3 mm) EUE Box		2 3/8" (60.3 mm) EUE Box	
Bottom connection (API nominal size)	2 3/8" (60.3 mm) EUE Pin		2 3/8" (60.3 mm) EUE Pin		2 3/8" (60.3 mm) EUE Pin	
Body outside diameter	71.0 mm	2.80"	71.0 mm	2.80"	68.0 mm	2.68"
Maximum outside diameter	77.8 mm	3.06"	77.8 mm	3.06"	77.8 mm	3.06"
Maximum outside diameter if special clearance couplings are used	73.9 mm	2.91"	73.9 mm	2.91"	73.9 mm	2.91"
Length	7.21 m	23' 7.7"	9.04 m	29' 7.7"	9.04 m	29' 7.7"
Weight	155 kg	342 lb	167 kg	369 lb	144 kg	318 lb
Number of elements	4		4		4	
Top bushing or tag bar	Available		Available		Available	
Notes			Includes 6.0 ft pup joint		Includes 6.0 ft pup joint	

Rotor Specifications	SI	US
Top connection (nominal size)	3/4" (19.1 mm) API Pin	
Total length	7.71 m	25' 3.3"
Helix length	7.51 m	24' 7.5"
Weight	50 kg	110 lb
Minor diameter	30.0 mm	1.181"
Major diameter	36.8 mm	1.449"
Head diameter	38.0 mm	1.496"
Maximum OD with full size coupling	41.3 mm	1.625"
Maximum OD with slimhole coupling	38.1 mm	1.500"
Orbit diameter with full size coupling	48.1 mm	1.893"
Orbit diameter with slimhole coupling	44.9 mm	1.768"
Coating type	Chromium	
Coating thickness	Information upon request	
This pump is available as (optional):	PCM Slugger	
This pump is available with (optional):	Paddle rotor	



Completion Considerations
<i>Stator maximum OD must be less than casing drift diameter (some extra clearance is recommended)</i>
<i>Rotor maximum OD must be less than tubing drift diameter</i>
<i>Rotor orbit diameter must be less than pup joint drift diameter</i>

Contact your PCM representative for an operator's manual
 Top and bottom stator connections can be customized as required (pin/pin, box/box, etc., or changes in size in some cases)
 With a paddle rotor, the rotor length is extended by 600 mm (2 ft). Contact PCM for further details.
 This is not a contractual document. PCM reserves the right to make changes at any time.



The flow rate chart is calculated using the validated displacement for this pump.

Revision Number 1-1-1 (2022/01/19)