

PCM Vulcain™ 220V1000

Performance	SI	US
Nominal displacement	2.20 m ³ /d/rpm	13.84 bpd/rpm
Pressure rating	100 bars / 10000 kPa	1500 psi
Pressure per cavity	6.3 bars / 630 kPa	90 psi
Number of engaged cavities	16	
Minimum/maximum speed	50/400 rpm, depending on application	
ISO 15136-1 compliance	N/A	
Helix angle	66.5°	
Cavity flow area	2323 mm ²	3.60 in ²

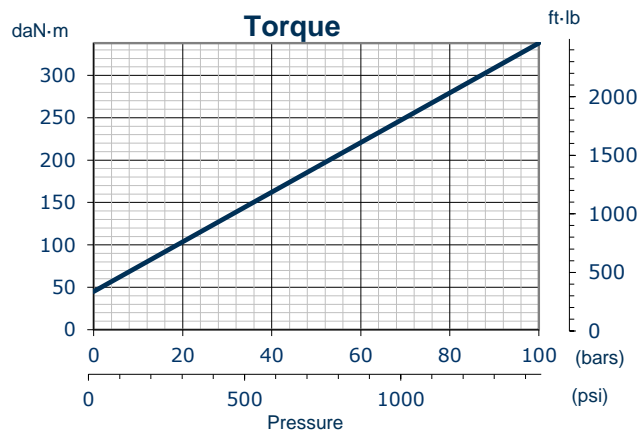
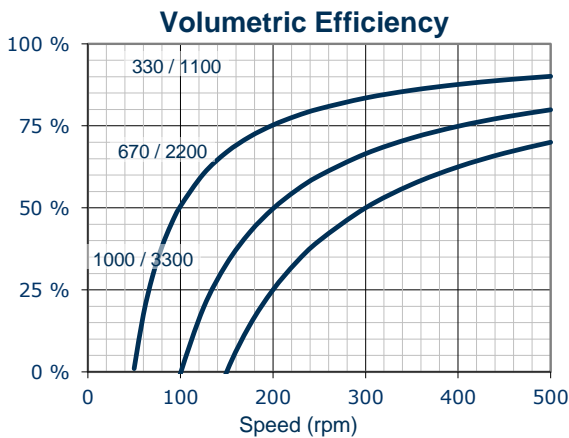
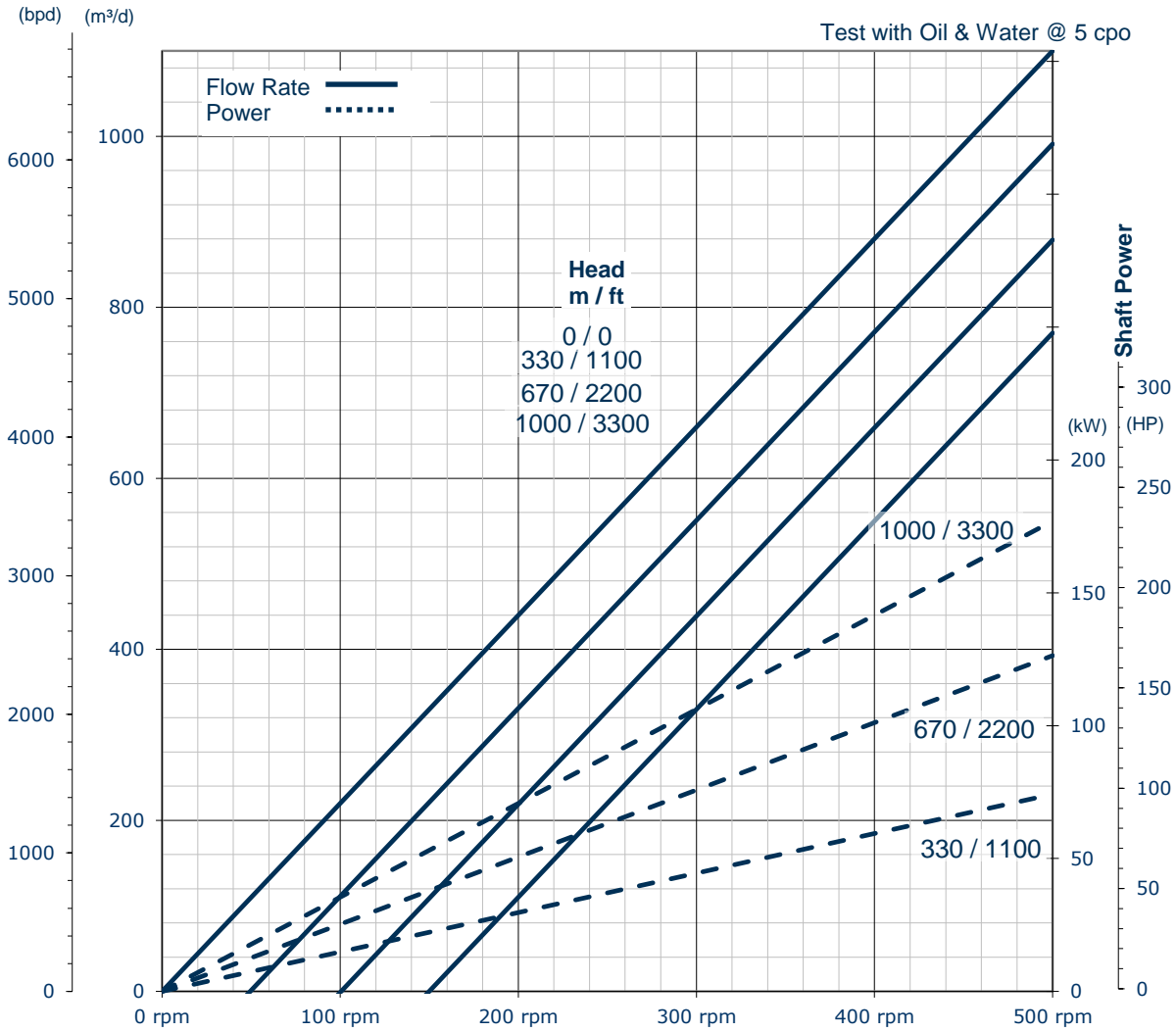
Stator Specifications	Standard	
	SI	US
Top connection (API nominal size)	4½" (114.3 mm) EUE Pin	
Bottom connection (API nominal size)	4½" (114.3 mm) EUE Pin	
Body outside diameter	135.0 mm	5.31"
Maximum outside diameter	141.3 mm	5.56"
Maximum outside diameter if special clearance couplings are used	N/A	N/A
Length	11.58 m	37' 12.0"
Weight	387 kg	853 lb
Number of elements	4	
Top bushing or tag bar	Available	
Notes		

Rotor Specifications	SI	US
Top connection (nominal size)	1⅞" (28.6 mm) Mod. API Pin	
Total length	12.00 m	39' 4.4"
Helix length	11.78 m	38' 7.8"
Weight	176 kg	388 lb
Minor diameter	48.0 mm	1.890"
Major diameter	72.2 mm	2.843"
Head diameter	57.5 mm	2.264"
Maximum OD with full size coupling	72.2 mm	2.843"
Maximum OD with slimhole coupling	72.2 mm	2.843"
Orbit diameter with full size coupling	96.4 mm	3.795"
Orbit diameter with slimhole coupling	96.4 mm	3.795"
Coating type	Chromium	
Coating thickness	Information upon request	



Completion Considerations
<i>Stator maximum OD must be less than casing drift diameter (some extra clearance is recommended)</i>
<i>Rotor maximum OD must be less than tubing drift diameter</i>
<i>Rotor orbit diameter must be less than pup joint drift diameter</i>

Contact your PCM representative for an operator's manual
 Top and bottom stator connections can be customized as required (pin/pin, box/box, etc., or changes in size in some cases)
 This is not a contractual document. PCM reserves the right to make changes at any time.



The flow rate chart is calculated using the validated displacement for this pump.

Revision Number 1-3-2 (2022/06/30)