

PCM Vulcain™ 80V660

Performance	SI	US
Nominal displacement	0.80 m ³ /d/rpm	5.03 bpd/rpm
Pressure rating	70 bars / 7000 kPa	1000 psi
Pressure per cavity	4.7 bars / 470 kPa	70 psi
Number of engaged cavities	14	
Minimum/maximum speed	50/400 rpm, depending on application	
ISO 15136-1 compliance	N/A	
Helix angle	59.2°	
Cavity flow area	1421 mm ²	2.20 in ²

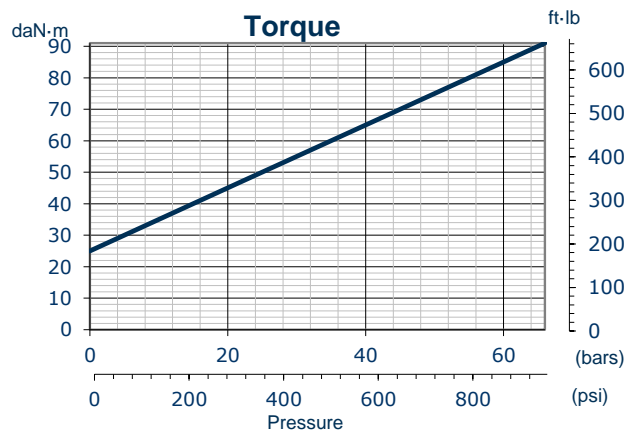
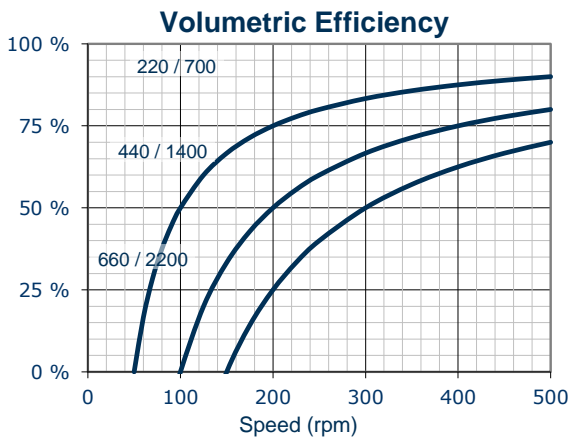
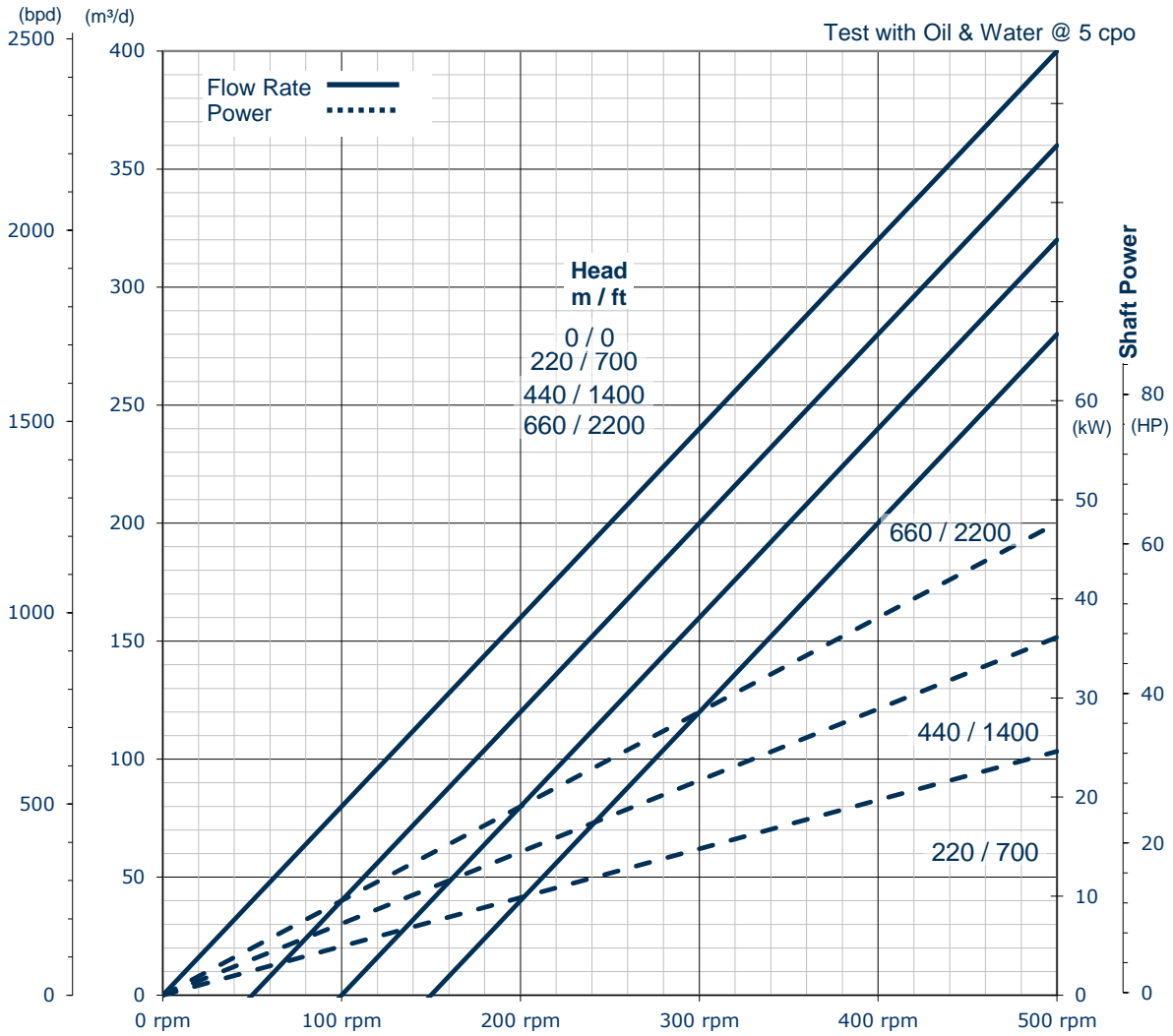
Stator Specifications	Standard	
	SI	US
Top connection (API nominal size)	4" (101.6 mm) NUE Pin	
Bottom connection (API nominal size)	4" (101.6 mm) NUE Pin	
Body outside diameter	115.0 mm	4.53"
Maximum outside diameter	120.7 mm	4.75"
Maximum outside diameter if special clearance couplings are used	N/A	N/A
Length	5.88 m	19' 3.5"
Weight	159 kg	351 lb
Number of elements	2	
Top bushing or tag bar	Available	
Notes		

Rotor Specifications	SI	US
Top connection (nominal size)	1½" (28.6 mm) API Pin	
Total length	6.39 m	20' 11.6"
Helix length	5.95 m	19' 6.4"
Weight	54 kg	119 lb
Minor diameter	38.0 mm	1.496"
Major diameter	56.7 mm	2.232"
Head diameter	57.5 mm	2.264"
Maximum OD with full size coupling	60.3 mm	2.375"
Maximum OD with slimhole coupling	57.5 mm	2.264"
Orbit diameter with full size coupling	79.0 mm	3.111"
Orbit diameter with slimhole coupling	76.2 mm	3.000"
Coating type	Chromium	
Coating thickness	Information upon request	



Completion Considerations
<i>Stator maximum OD must be less than casing drift diameter (some extra clearance is recommended)</i>
<i>Rotor maximum OD must be less than tubing drift diameter</i>
<i>Rotor orbit diameter must be less than pup joint drift diameter</i>

Contact your PCM representative for an operator's manual
 Top and bottom stator connections can be customized as required (pin/pin, box/box, etc., or changes in size in some cases)
 This is not a contractual document. PCM reserves the right to make changes at any time.



The flow rate chart is calculated using the validated displacement for this pump.

Revision Number 1-3-2 (2022/06/30)