

### PCM Moineau™ 200E860

Performance	SI	US
Nominal displacement	2.00 m <sup>3</sup> /d/rpm	12.58 bpd/rpm
Pressure rating	90 bars / 9000 kPa	1200 psi
Pressure per cavity	7.2 bars / 720 kPa	100 psi
Number of engaged cavities	12	
Minimum/maximum speed	50/500 rpm, depending on application	
ISO 15136-1 compliance	V3/Q3 - Higher grade upon request	
Helix angle	65.1°	
Cavity flow area	2496 mm <sup>2</sup>	3.87 in <sup>2</sup>

Stator Specifications	Standard	
	SI	US
Top connection (API nominal size)	5" (127.0 mm) STC Pin	
Bottom connection (API nominal size)	5" (127.0 mm) STC Pin	
Body outside diameter	138.0 mm	5.43"
Maximum outside diameter	141.3 mm	5.56"
Maximum outside diameter if special clearance couplings are used	N/A	N/A
Length	8.49 m	27' 10.4"
Weight	405 kg	893 lb
Number of elements	3	
Top bushing or tag bar	Available	
Notes		

Rotor Specifications	SI	US
Top connection (nominal size)	1½" (28.6 mm) API Pin	
Total length	9.01 m	29' 6.7"
Helix length	8.80 m	28' 10.3"
Weight	130 kg	287 lb
Minor diameter	48.0 mm	1.890"
Major diameter	74.0 mm	2.913"
Head diameter	57.5 mm	2.264"
* Maximum OD with full size coupling	73.2-76.4 mm	2.882-3.008"
* Maximum OD with slimhole coupling	73.2-76.4 mm	2.882-3.008"
* Orbit diameter with full size coupling	99.2-102.4 mm	3.906-4.032"
* Orbit diameter with slimhole coupling	99.2-102.4 mm	3.906-4.032"
Coating type	Chromium	
Coating thickness	Information upon request	
This pump is available with (optional):	Paddle rotor	



Completion Considerations
<i>Stator maximum OD must be less than casing drift diameter (some extra clearance is recommended)</i>
<i>Rotor maximum OD must be less than tubing drift diameter</i>
<i>Rotor orbit diameter must be less than pup joint drift diameter</i>

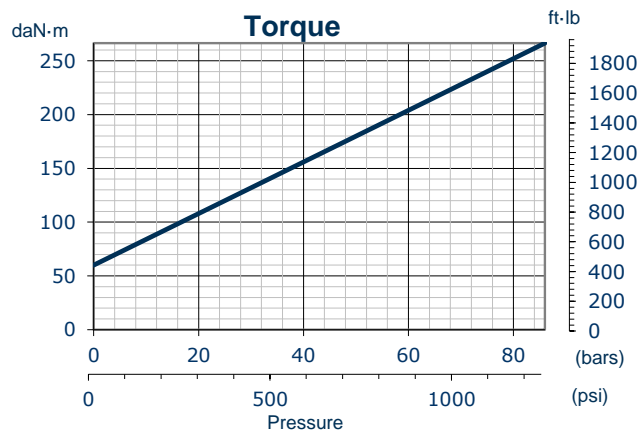
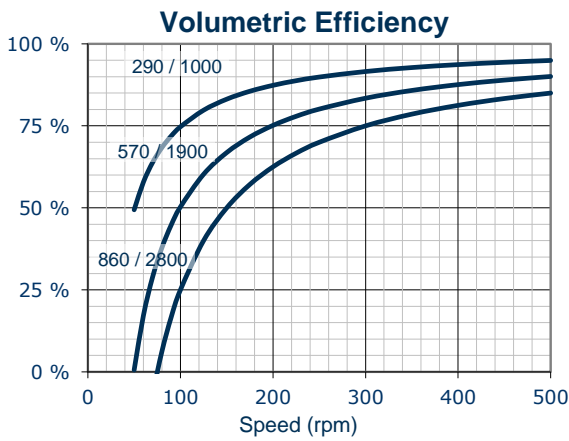
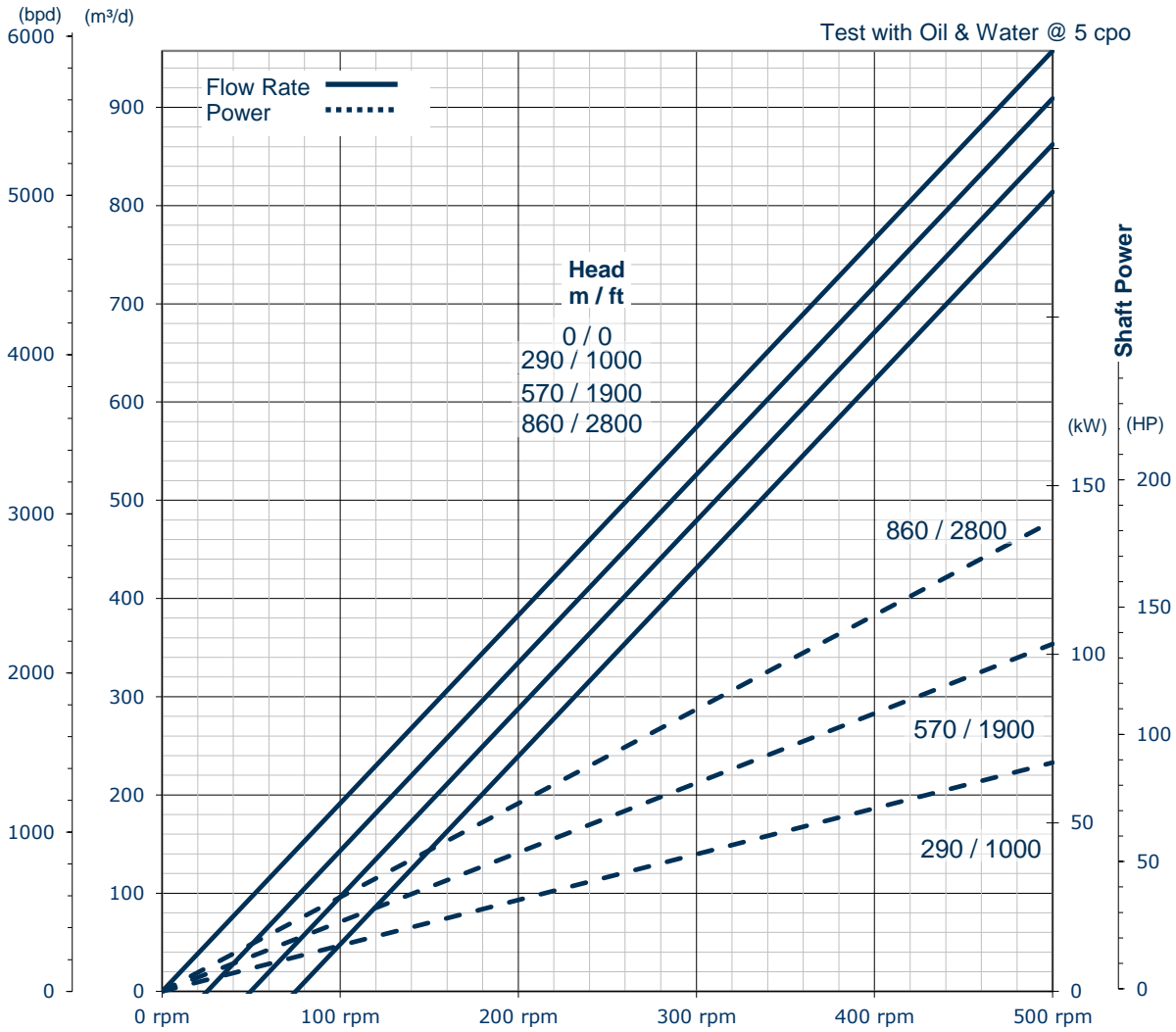
\* Depending on rotor fit

Contact your PCM representative for an operator's manual

Top and bottom stator connections can be customized as required (pin/pin, box/box, etc., or changes in size in some cases)

With a paddle rotor, the rotor length is extended by 600 mm (2 ft). Contact PCM for further details.

This is not a contractual document. PCM reserves the right to make changes at any time.



The flow rate chart is calculated using the validated displacement for this pump.

Revision Number 1-1-1 (2022/01/19)